

Standard specifications

BA006NFE01

1st Edition : January 20, 2015
2nd Edition : March 29, 2018

KAWASAKI HEAVY INDUSTRIES, LTD.
ROBOT DIVISION

Specification :	90101-2303DEB
(Arm) :	90151-0040DEB
(Controller) :	90152-0006DEA

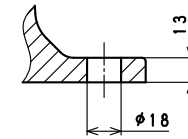
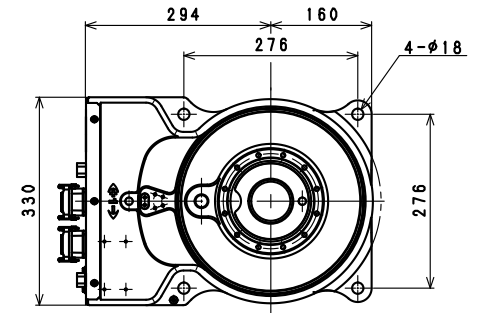
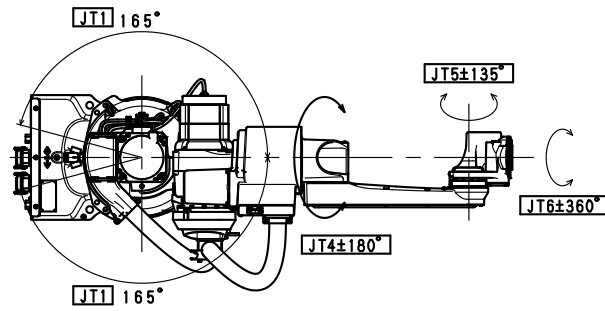
1. Specification of Robot

[1] Robot Arm

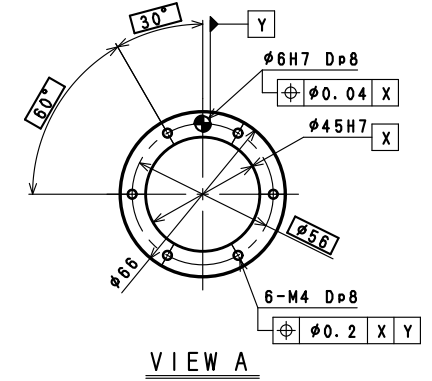
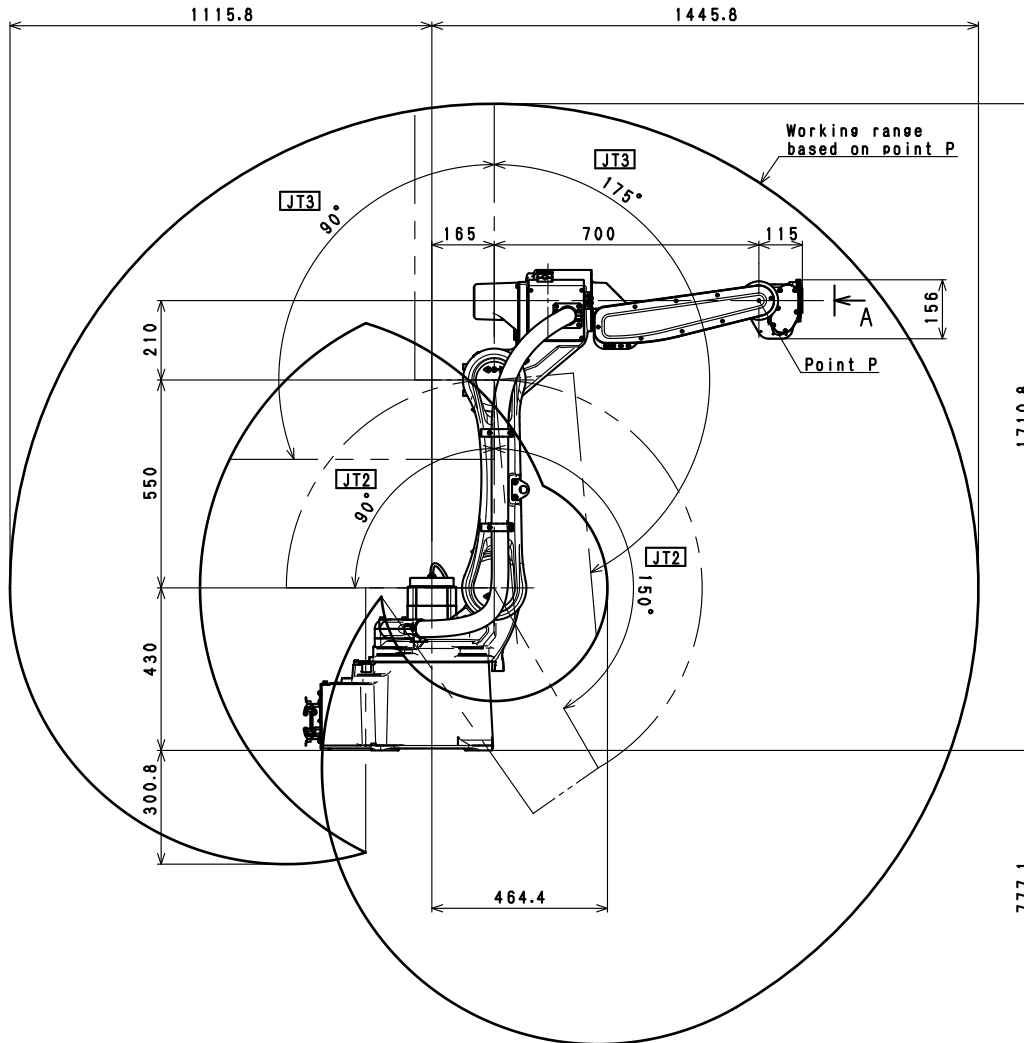
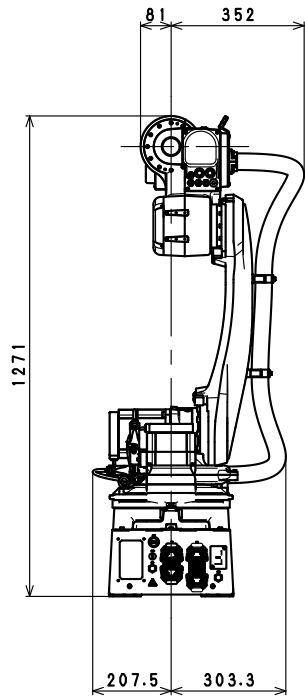
1. Model	BA006N-A		
2. Type	Articulated robot		
3. Degree of freedom	6 axes		
4. Axis specification	Operating axis	Max. operating range	Max. speed
	Arm rotation (JT1)	+165° ~ -165°	240°/s
	Arm out-in (JT2)	+150° ~ -90°	240°/s
	Arm up-down (JT3)	+90° ~ -175°	220°/s
	Wrist swivel (JT4)	+180° ~ -180°	430°/s
	Wrist bend (JT5)	+135° ~ -135°	430°/s
	Wrist twist (JT6)	+360° ~ -360°	650°/s
5. Repeatability	±0.06 mm (at the tool mounting surface)		
6. Max. payload	6 kg		
7. Max. speed	11900 mm/s (at the center of tool mounting surface)		
8. Load capacity of wrist		Max. torque	Moment of inertia*
	JT4	12 N·m	0.4 kg·m ²
	JT5	12 N·m	0.4 kg·m ²
	JT6	3.75 N·m	0.07 kg·m ²
Note * Each value in this table shows allowable moment of inertia of JT4/JT5/JT6 when max. allowed torque is applied to each axis. If more detailed data is required for your application, please contact Kawasaki.			
9. Driving motor	Brushless AC Servomotor		
10. Working range	See attached drawing		
11. Mass	150 kg (without options)		
12. Color	Munsell 10GY9/1 equivalent		
13. Installation	Floor or Ceiling mounting		
14. Environment cond.	(Temperature) 0 ~ 45 °C, (Humidity) 35 ~ 85 %, no dew, nor frost allowed		
15. Built-in utilities	Pneumatic piping (φ 8 × 1 line) , Gas piping (φ 8 × 1 line) Internal welding cable (60sq , from BASE(JT1) to JT3)		
16. Options	Shock sensor	Shock sensor made by BINZEL, TOKIN, Others ()	
	Welding torch	350A/ 500A , air cooling/water cooling * include welding cable from torch to wire feeder	
		Welding cable for wire feeder made by DAIHEN, Others ()	
	Solenoid valve	Double solenoid/ Single solenoid valves (2 units max.)	
	Mechanical stopper	Adjustable mechanical stoppers JT1	
	Color	Munsell ()	
	Installation	Wall mounting installation	
	Arm installation stand	height 600 mm/ 300 mm	
	Arm installation plate	750 mm × 750 mm	
	Traverse unit	Stroke (mm)	
17. Others	<ul style="list-style-type: none"> •Consult Kawasaki about maintenance parts and spare parts. •This robot is for arc welding only. If you are willing to use this robot for other application, please consult us. 		

[2] Controller		
1. Model	E01	
2. Enclosure	Enclosed structure / Indirect cooling system	
3. Dimensions	See attached drawing	
4. Number of controlled axes	Max.9 axes (standard 7 axes, option 2 axes)	
5. Servo control and drive system	Full Digital Servo System	
6. Type of control	Teach mode	Joint, Base, Tool, Fixed Tool (option) operation mode
	Repeat mode	Joint, Linear, Circular (option) interpolation
7. Teaching method	Teaching or AS language programming	
8. Memory capacity	8 MB	
9. External operation signals	External Emergency stop, External Hold, etc.	
10. Number of IO slots	3 slots	
11. Operation panel	Teach/Repeat SW, Emergency Stop SW, Control power lamp	
12. Communication I/F	Ethernet(100BASE-TX) , USB, RS-232C each 2port (1port on panel, 1port inside controller)	
13. Mass	See attached drawing	
14. Power requirement	AC200 V - AC220 V±10%, 50/60 Hz, 3 phases, Max. 5.6 kVA	
15. Ground	Less than 100 Ω (robot dedicated ground) Leakage current: max. 100 mA	
16. Ambient temperature	0 - 45°C	
17. Relative humidity	35 - 85 % (non-condensation)	
18. Color	Munsell: 10GY9/1 equivalent	
19. Teach Pendant	TFT color display (5.7 inch LCD) with touch panel Emergency Stop SW, Teach Lock SW and Enable SW	
20. Safety Circuit	Category: 4, Performance Level: e (EN ISO13849-1) ★	
21. Standard Options		
General purpose IO board	IN:32 OUT:32 NPN(sink) type or PNP(source) type	
Arc Interface	Arc interface add-on board	
TP sheet language	English or Japanese or Chinese	
I/O connector	D-SUB 37pin(male, female) with cover	
Power/Signal cable	5m, 10m, 15m	
Teach Pendant cable	5m, 10m, 15m	
Transformer unit	AC380V-415V / AC440V-480V by tap selection	
22. Other Options		
Additional IO board	IN:64/96 OUT:64/96 NPN(sink) type or PNP(source) type	
Motor brake release	Manual brake release switch BOX	
PC cable (RS-232C)	1.5 m, 3 m	
External axes control	Additional amplifier and harnesses for external axes	
Extended safety functions	Cubic-S(Motion area monitoring, Joint monitoring, Speed monitoring etc.)	
Teach Pendant option	Connector for TP less	
Fast check mode	Fast check mode Switch	
Others	Field BUS, Software PLC, Analog input/output, Conveyor Synchronization	
23. Others	Consult Kawasaki about maintenance parts and spare parts.	

★ Category and Performance level (PL) are determined by the whole system and conditions.
The safety circuit of this controller is available in the system of category: up to 4, PL: up to e.



Installation Dimensions

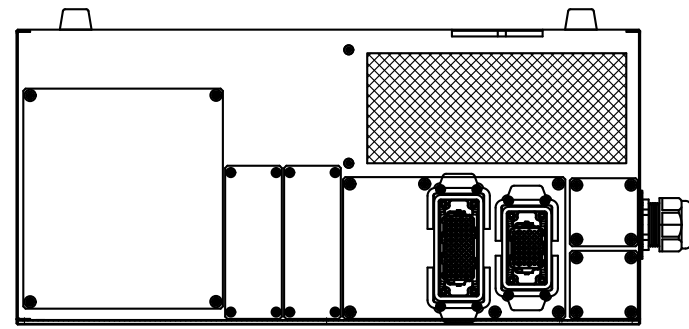


VIEW A

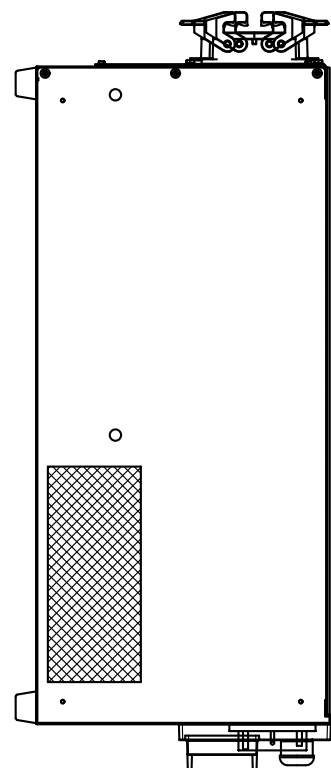
BA006N-A
 WORKING RANGE

E 0 1 C O N T R O L L E R

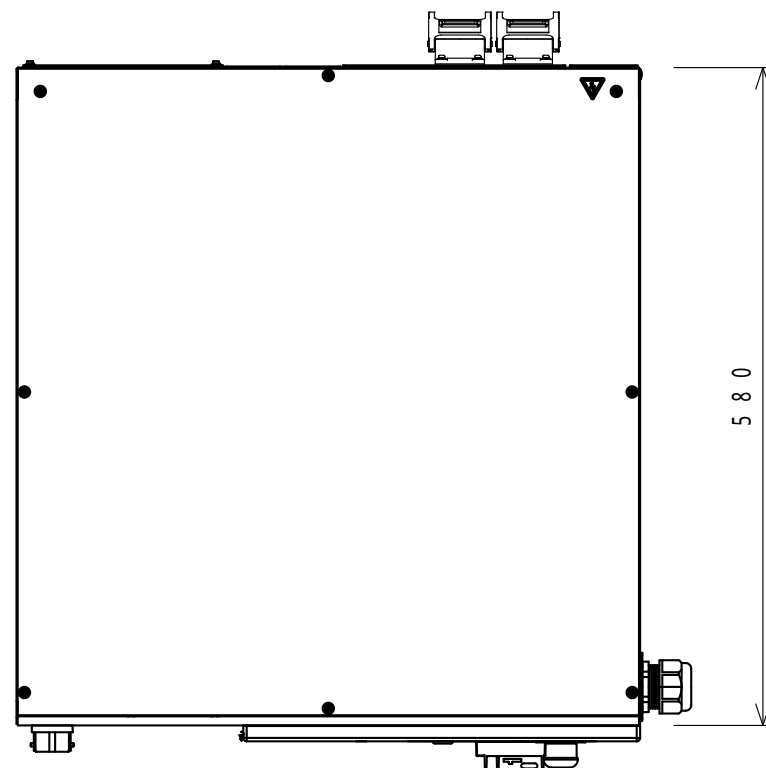
M A S S : 4 0 K g



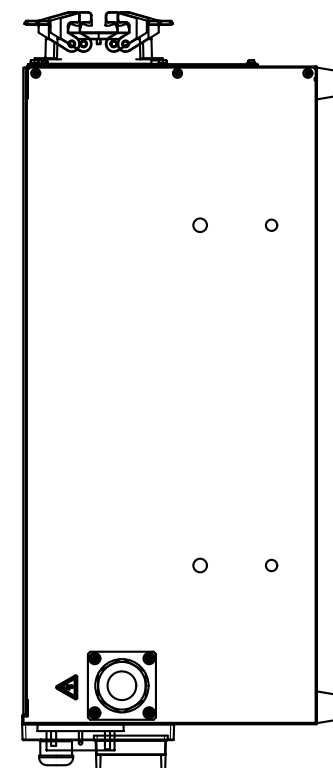
R E A R V I E W



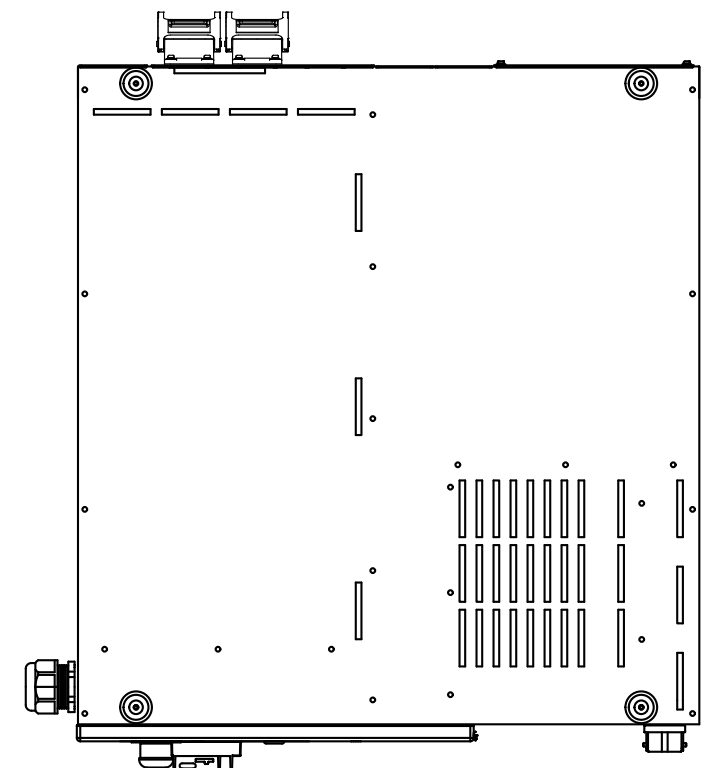
S I D E V I E W



T O P V I E W

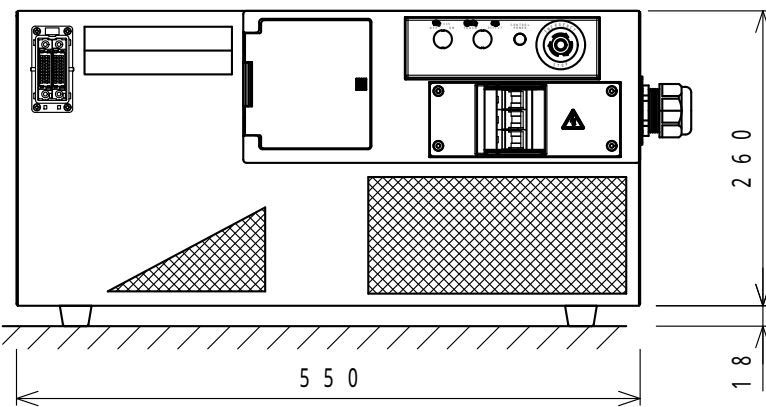
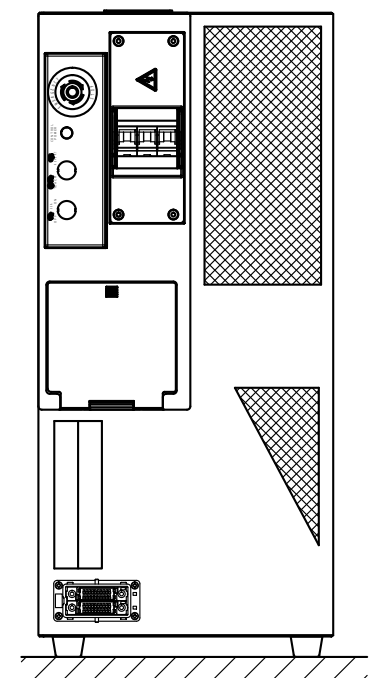


S I D E V I E W



B O T T O M V I E W

Vertical Mount



F R O N T V I E W

